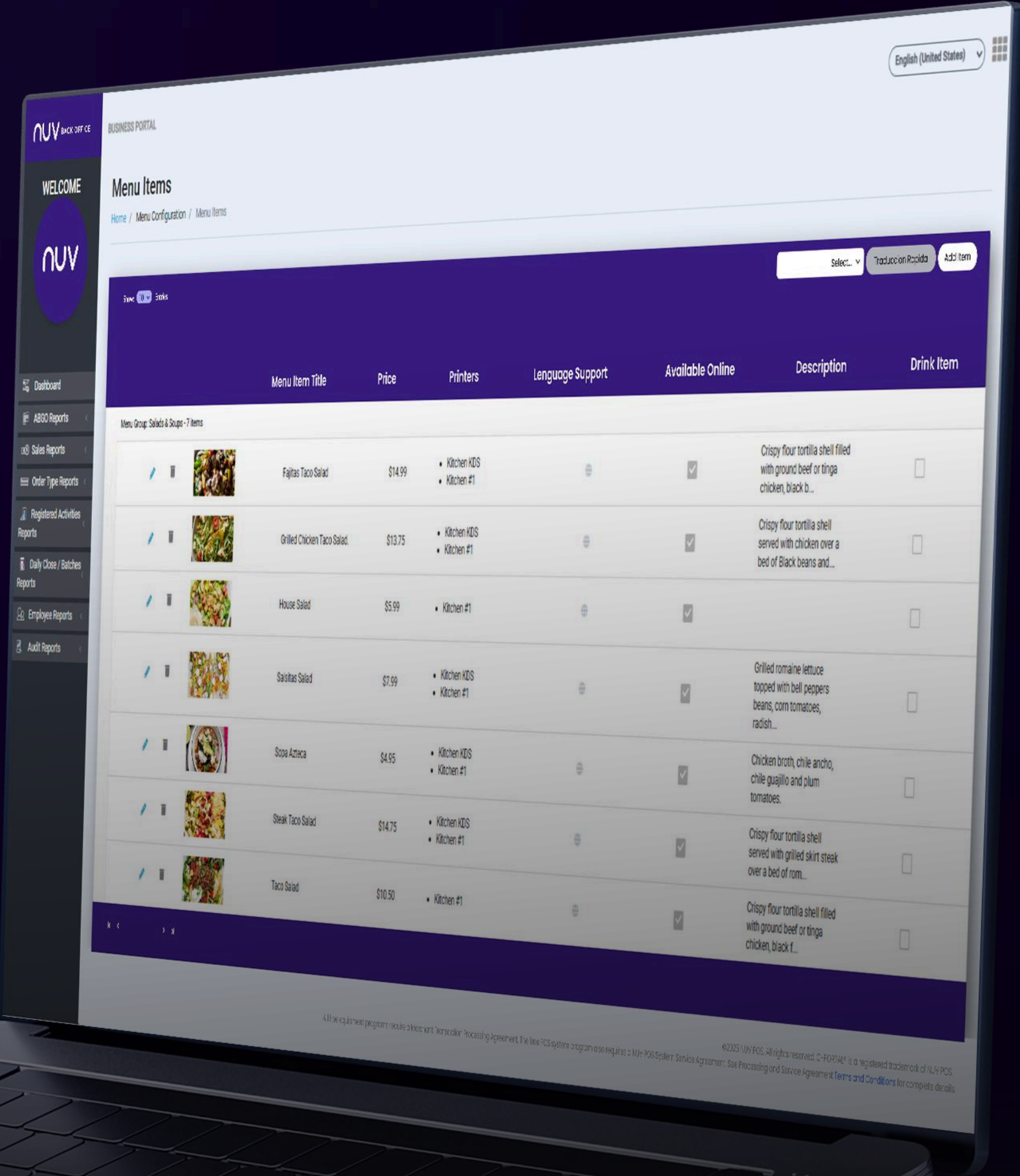


Analytics & Reporting

NUV Back Office





NUV Back Office

nuv BACK OFFICE



www.nuvpos.com

In today's fast-paced and competitive market, businesses require robust tools to swiftly adapt and optimize their operations. Analytics and reporting have evolved into critical components of successful business management, enabling enterprises to leverage data-driven insights for strategic decision-making.

Recognizing this imperative, Nuv Back Office presents its advanced Analytics & Reporting module, specifically engineered to empower businesses by converting raw operational data into actionable intelligence. This comprehensive solution not only streamlines everyday tasks but also significantly enhances strategic planning, boosts profitability, and ensures sustainable business growth through real-time data analytics and intuitive reporting.

Operational Transformation with Real-Time Data

The Analytics & Reporting module in Nuv Back Office revolutionizes how businesses monitor and manage their operations. It transforms traditional processes into intelligent, automated, and data-driven workflows.

With its advanced design, users can monitor in real-time key metrics such as gross sales, average ticket, customer behavior, processed orders, and staff performance. This is essential for businesses operating in highly competitive and low-margin environments.



nuv BACK OFFICE

Menu Items							
Menu Group: Salads & Soups - 7 items							
Menu Item Title	Price	Printers	Language Support	Available Online	Description	Drink Item	
Fajitas Taco Salad	\$14.99	• Kitchen KDS • Kitchen #1		<input checked="" type="checkbox"/>	Crispy four tortilla shell filled with ground beef or fringa chicken, black b...	<input type="checkbox"/>	
Grilled Chicken Taco Salad	\$13.75	• Kitchen KDS • Kitchen #1		<input checked="" type="checkbox"/>	Crispy four tortilla shell served with chicken over a bed of black beans and...	<input type="checkbox"/>	
House Salad	\$5.99	• Kitchen #1		<input checked="" type="checkbox"/>		<input type="checkbox"/>	
Salvador Salad	\$7.99	• Kitchen KDS • Kitchen #1		<input checked="" type="checkbox"/>	Grilled romaine lettuce topped with beef, jalapenos, beans, corn tomatoes, radish...	<input type="checkbox"/>	
Sopa Azteca	\$4.95	• Kitchen KDS • Kitchen #1		<input checked="" type="checkbox"/>	Chicken broth, chile ancho, chile poblano and plum tomatoes.	<input type="checkbox"/>	
Steak Taco Salad	\$14.75	• Kitchen KDS • Kitchen #1		<input checked="" type="checkbox"/>	Crispy flour tortilla shell served with grilled skirt steak over a bed of rom...	<input type="checkbox"/>	
Taco Salad	\$10.50	• Kitchen #1		<input checked="" type="checkbox"/>	Crispy flour tortilla shell filled with ground beef or fringa chicken, black b...	<input type="checkbox"/>	



Visual Dashboards and Immediate Decisions

With interactive and customizable dashboards, managers and owners can make strategic decisions in seconds. This information is accessible from any web browser, allowing secure remote supervision from multiple devices.



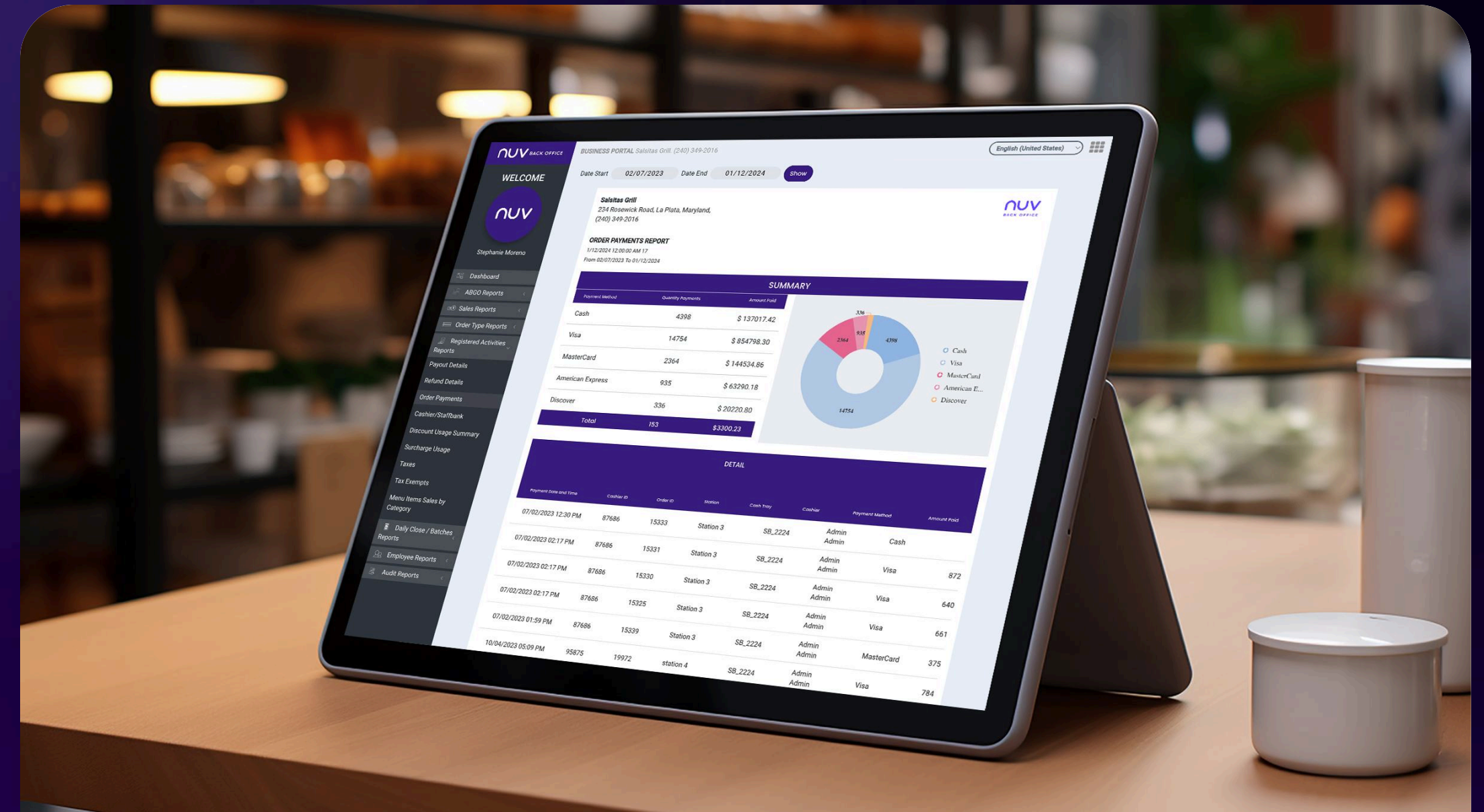
Multi-Store Comparison and Full Control

The platform allows users to visualize the performance of each location or unify them in a single view. This helps identify best practices, losses, or deviations, and strengthens corporate and growth decisions.



History, Backup, and Security

Each point of sale is automatically synchronized with the AB POS cloud. This enables the generation of historical reports essential for audits, budgeting, or expansion, with automatic offsite backup and compliance with security protocols.



Impact on Profitability

Constant use of analytical tools like this can increase profitability by 8% to 12% by reducing waste, improving operational management, and making decisions based on reliable information.

Benefits of Analytics & Reporting – NUV Back Office


NUV BACK OFFICE



Real-Time Smart Decisions
Instant access to sales, orders, and customers from any browser.



Multi-Store Visibility
Compare and manage multiple locations from a unified panel.



Operational Time Savings
Automated reports and alerts on key events.




Data-Driven Planning
Historical data to analyze trends and make accurate financial decisions.



Guaranteed Security
Automatic data backup and assured business continuity.



Full Remote Access
Access reports from anywhere in the world.



Greater Profitability
Identify high-performing products and staff. Improve margins.



Full AB POS Integration
Compatible with inventory, promotions, and HR for full 360° management.



Conclusion



Analytics & Reporting in Nuv Back Office not only optimizes daily operations but also drives **strategic growth** and sustained business profitability.